

Santa Cruz County, California

Presentation of Voter Survey Results



EMC Research, Inc.

436 14th Street, Suite 820

Oakland, CA 94612

(510) 844-0680

EMC #07-3732

Prepared for:

**Santa Cruz County Regional
Transportation Commission**

September 2007

Methodology

- Telephone survey
- 600 completed interviews
- Representative of likely voters in the County
- September 30 – October 2, 2007
- Overall margin of error $\pm 4.0\%$
- Random selection of registered voters in Santa Cruz County
- Available in English or Spanish
- When applicable, results are compared to previous studies

As with any opinion research, the release of selected figures from this report without the analysis that explains their meaning would be damaging to EMC. Therefore, EMC reserves the right to correct any misleading release of this data in any medium through the release of correct data or analysis.

Please note that due to rounding, percentages may not add up to exactly 100%

Poll Purpose

- Compare voter attitudes to opinions expressed by the TFTF regarding a transportation funding plan with or without key projects such as Highway 1
- Provide feedback to the Transportation Funding Task Force on current voter opinions regarding a transportation revenue measure
- Identify strength and intensity of opinions about transportation projects
- Designed to evaluate opinion today, not develop public outreach messages
- Do as much as possible given the time constraints: *The poll was designed to address the major concerns of the TFTF but was not able to answer every question or issue*

Key Findings

- Opinions about many major transportation issues have remained consistent over the years.
- Voters want future investment that encourages non-car transportation, but most also accept improvements to roads/highways are needed as well.
- While a majority support a transportation sales tax, reaching 2/3 will take compromise and additional work by the TFTF.
- A transportation vision that addresses traffic congestion, regional needs and multi-modal access is recommended based on the data.

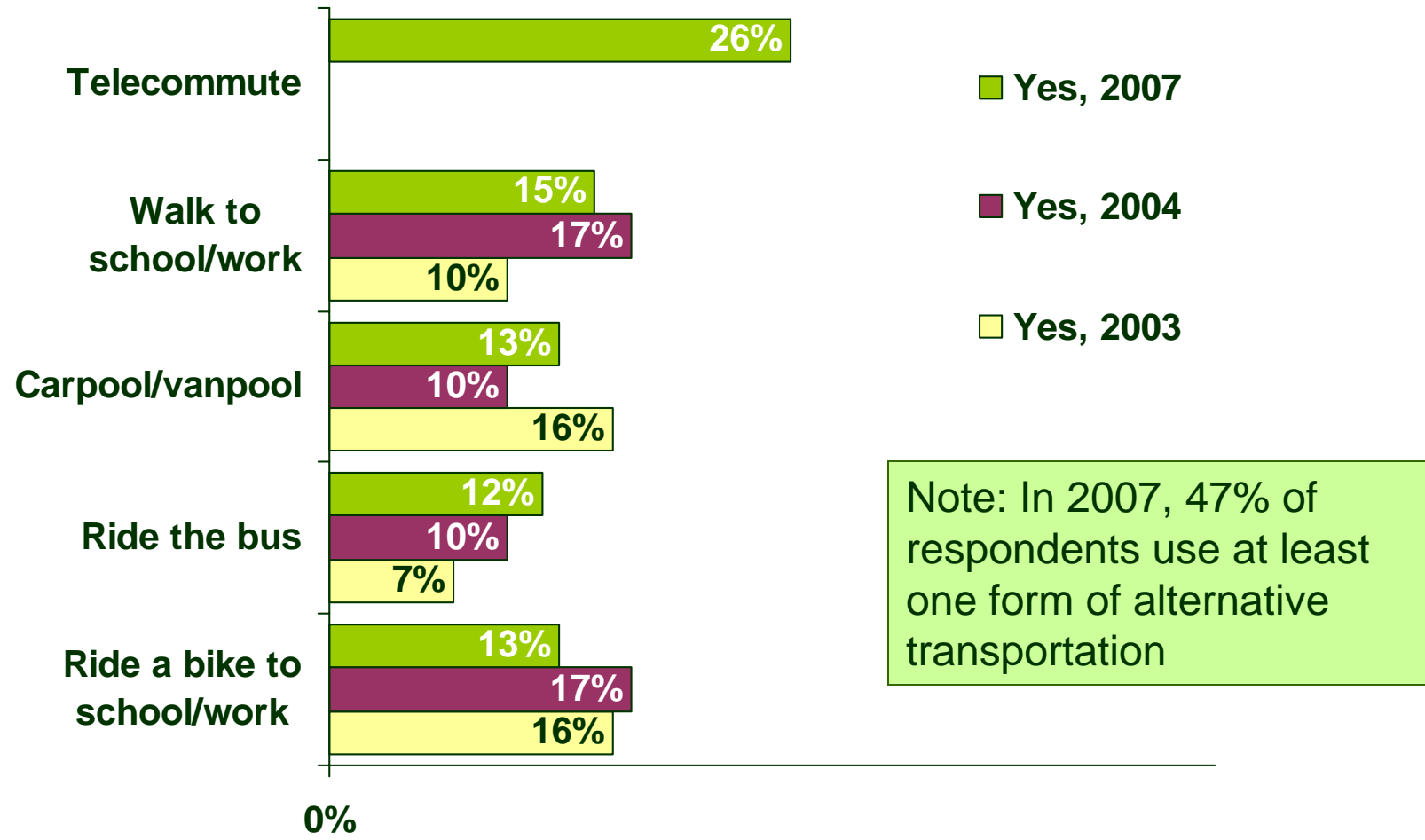
The Demographics of the poll sample match the voters in the County

Category	Percentage of Sample
Sup District 1	21%
Sup District 2	23%
Sup District 3	23%
Sup District 4	11%
Sup District 5	22%
Democrats	54%
Republicans	21%
Decline to State or Other party	25%
Under age 50	45%
Age 50 and up	55%

Other Demographic notes

- 15% of the sample are students at either UCSC (7%) or Cabrillo (8%)
- 61% are employed and 25% are retired
- 2% chose to take the survey in Spanish

Almost half use some type of non-car transportation or telecommute at least 2 times a week

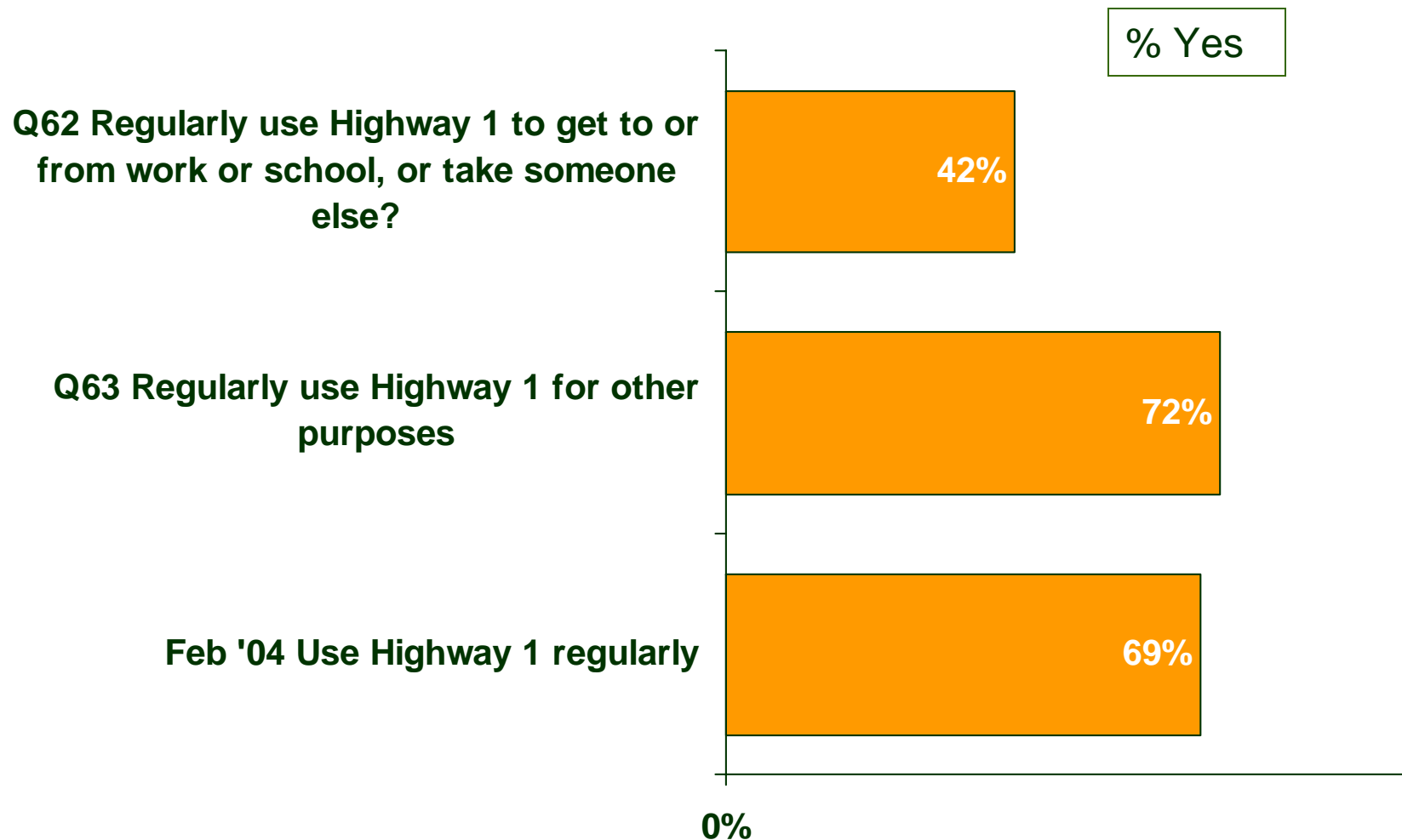


Commute times have changed very little in three years, and over two-thirds commute under thirty minutes

*On an average day, how long does
it take you to get to work or school?*

	2007	2004
Under 10 minutes	28%	30%
10 to 30 minutes	40%	40%
30 to 60 minutes	22%	23%
Over 60 minutes	7%	7%

Under half use SR1 when commuting, most use it regularly for other reasons



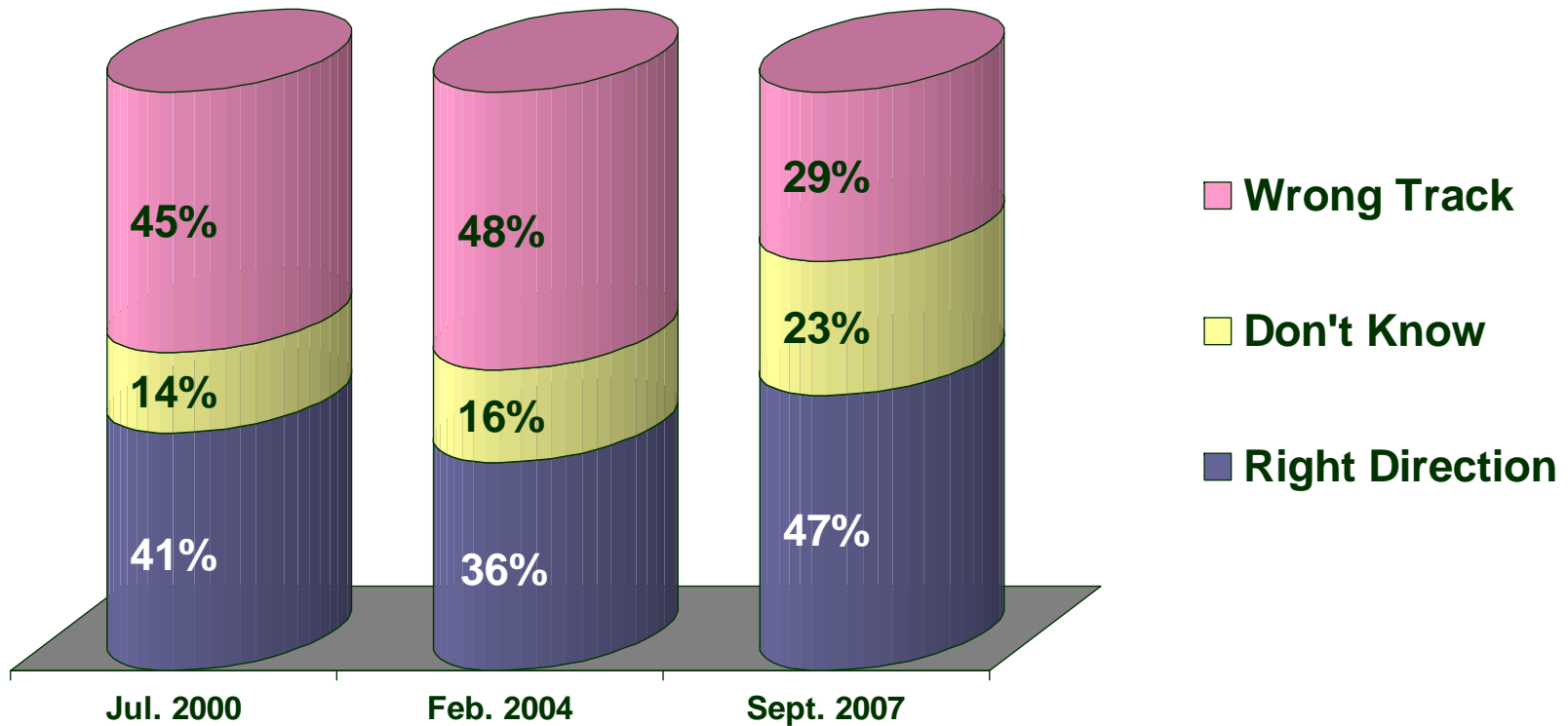


I. ISSUE ENVIRONMENT

Reducing traffic is a priority for many and improving public transportation is increasing in importance, but other issues like education, the environment and crime are big issues as well.

Voter optimism is on the rise

Do you feel things in Santa Cruz are generally going in the right direction or do you feel things have gotten pretty seriously off on the wrong track?



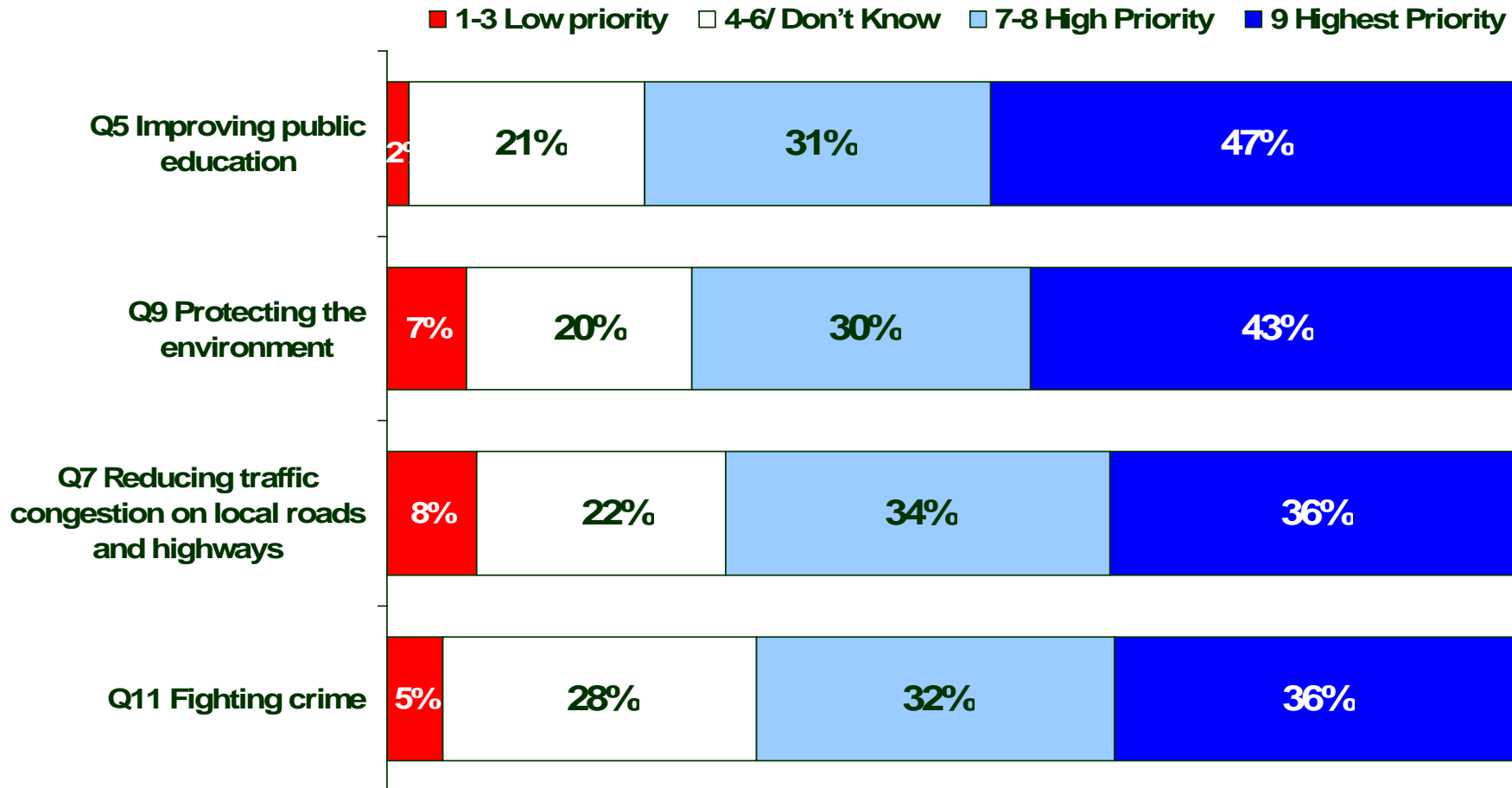
Voters mention a variety of issues as their top-of-mind important area problem

What do you think is the most important problem facing your area today?

Traffic and Transportation	15%
Affordable Housing/Property Prices	15%
Growth and Development	8%
Education	7%
Homelessness	6%
Jobs and Economy	6%
Crime/Gangs/Drugs	6%
Water Shortage	4%
Road Conditions	4%
Local Politicians	3%
Population	3%
Environment	2%
University/College Issues	2%
Immigration	2%
Don't Know	9%

Education, Environment, Traffic and Crime are top concerns among county voters today

For each, please tell me how high a priority that should be for the County.

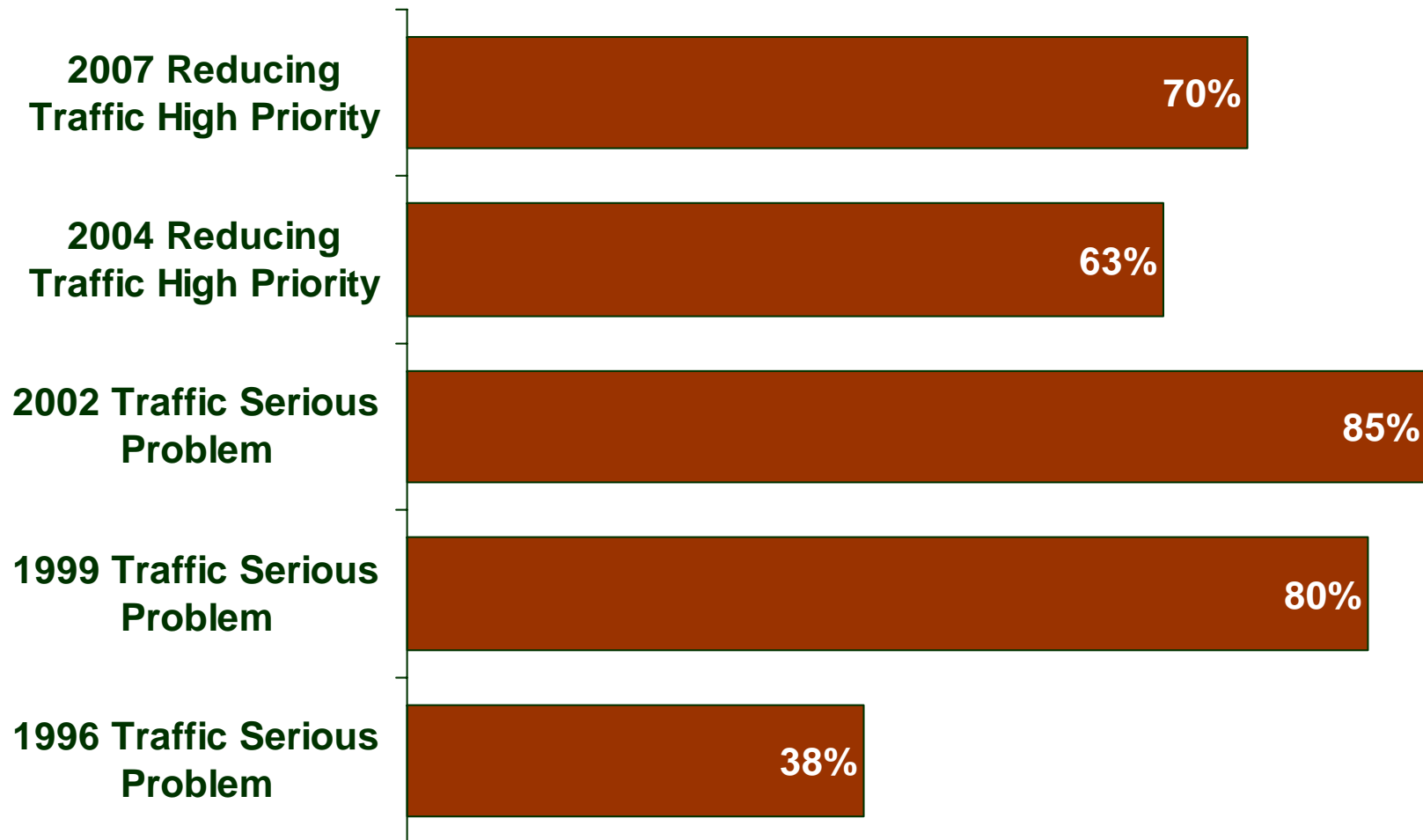


Other issues are a concern to many, but with lower intensity

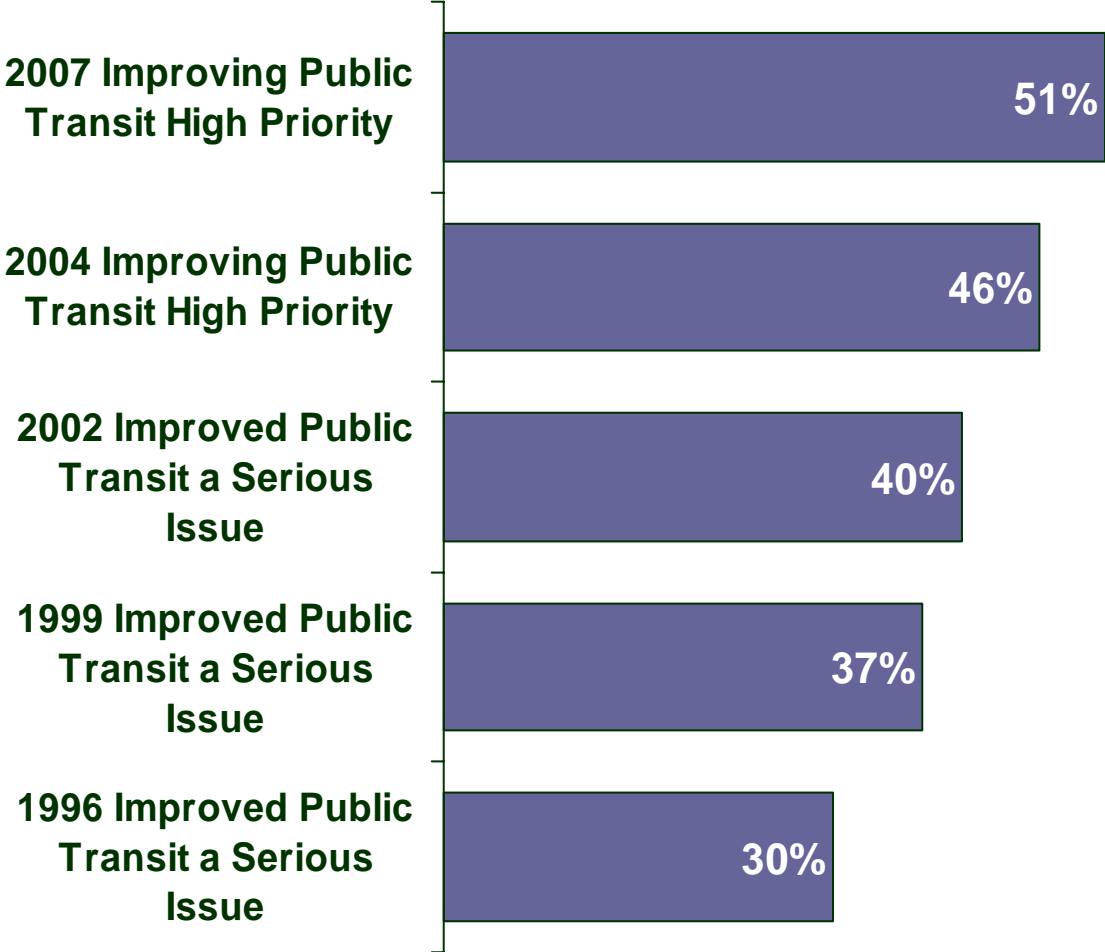
For each, please tell me how high a priority that should be for the County.



Concern about traffic has been fluctuating over the years



Concern about public transit availability has been steadily increasing





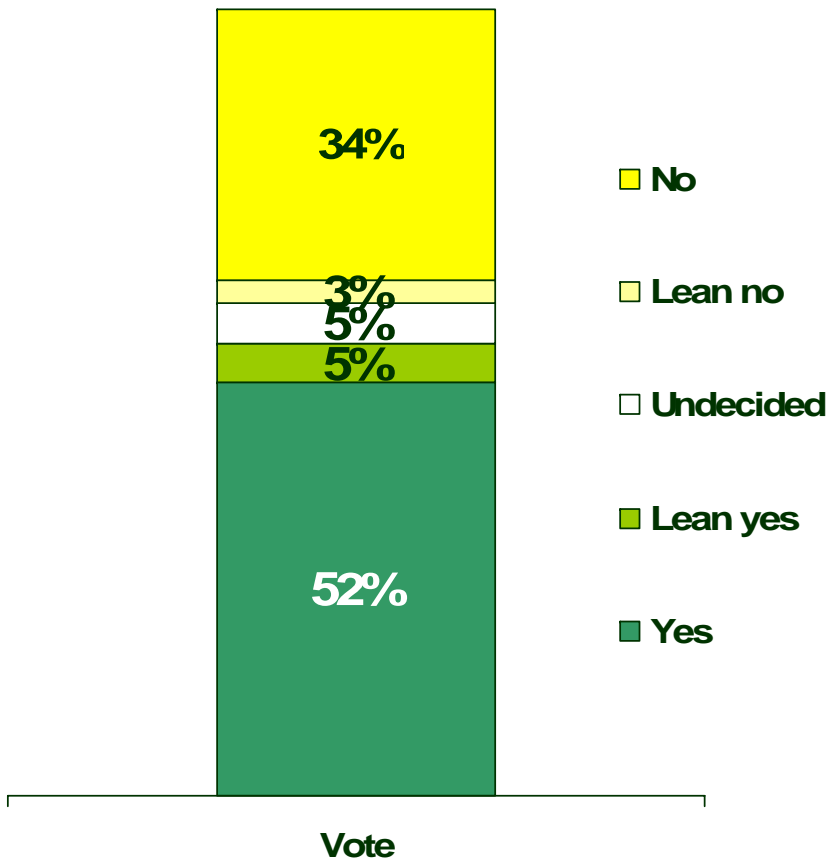
II. SALES TAX MEASURE

As requested by the TFTF, the poll was designed to identify support for a measure funding only Highway One improvements, compared with a measure funding Highway One plus other projects.

Just over half of voters (52%) indicate that they would support a ½ cent sales tax to fund SR1 improvements. Another 5% lean toward a Yes vote.

Shall the Santa Cruz County Regional Transportation Commission implement a 30-year Transportation Expenditure Plan and a half-cent sales tax with independent oversight and annual audits that will direct funds to:

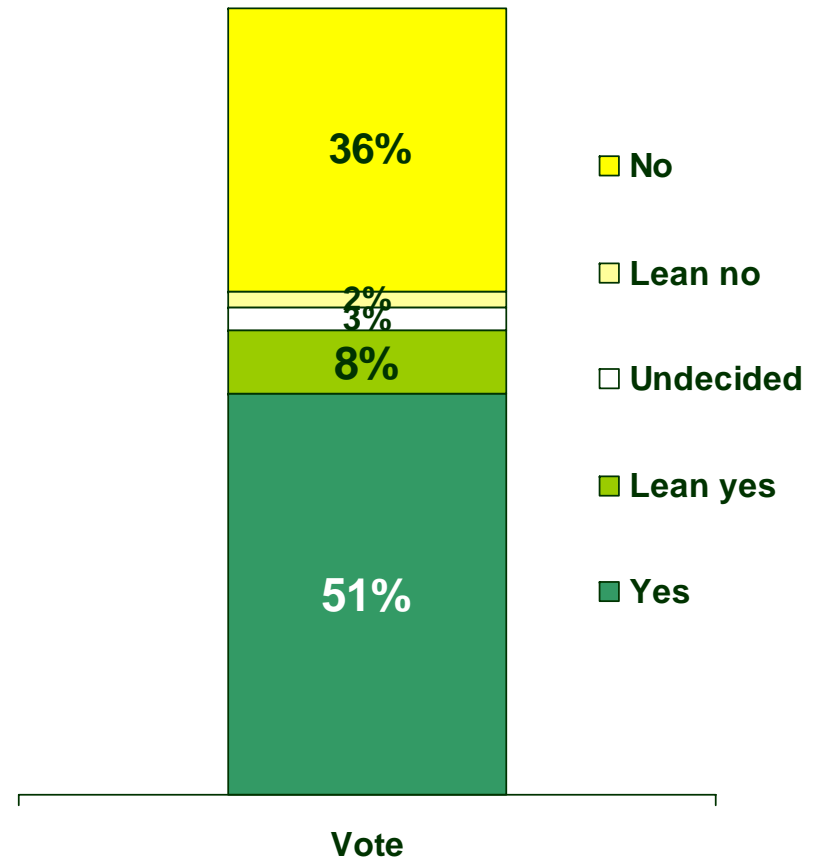
- Widen Highway One between Santa Cruz and Aptos*
- Make safety and access improvements to Highway One merge lanes and ramps*
- Build bike and pedestrian crossings over Highway One?*



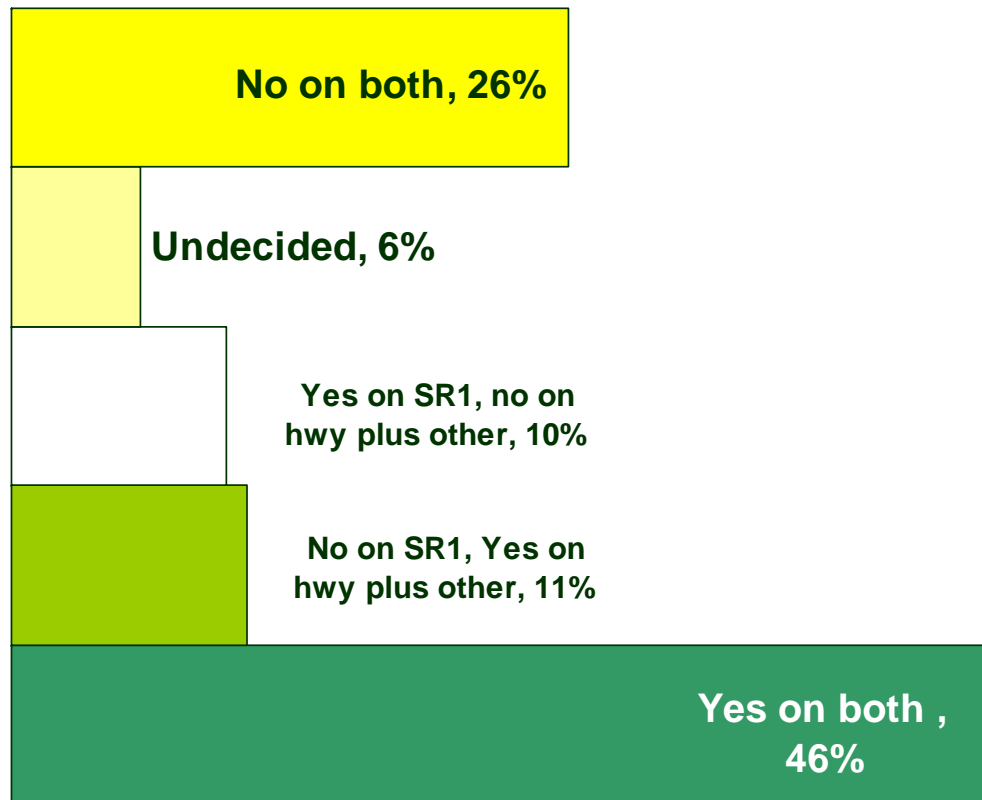
Similarly, 51% of voters (plus 8% lean Yes) indicate support for a measure to fund a number of transportation improvements

Shall the Santa Cruz County Regional Transportation Commission implement a 30-year Transportation Expenditure Plan and a half-cent sales tax with independent oversight and annual audits that will direct funds to:

- *Widen Highway One*
- *Maintenance of local streets, roads and sidewalks*
- *Improve access to carpools and public transit*
- *Transportation for the elderly and people with disabilities*
- *Bike and pedestrian routes including school access, a coastal trail and crossings over Highway One?*

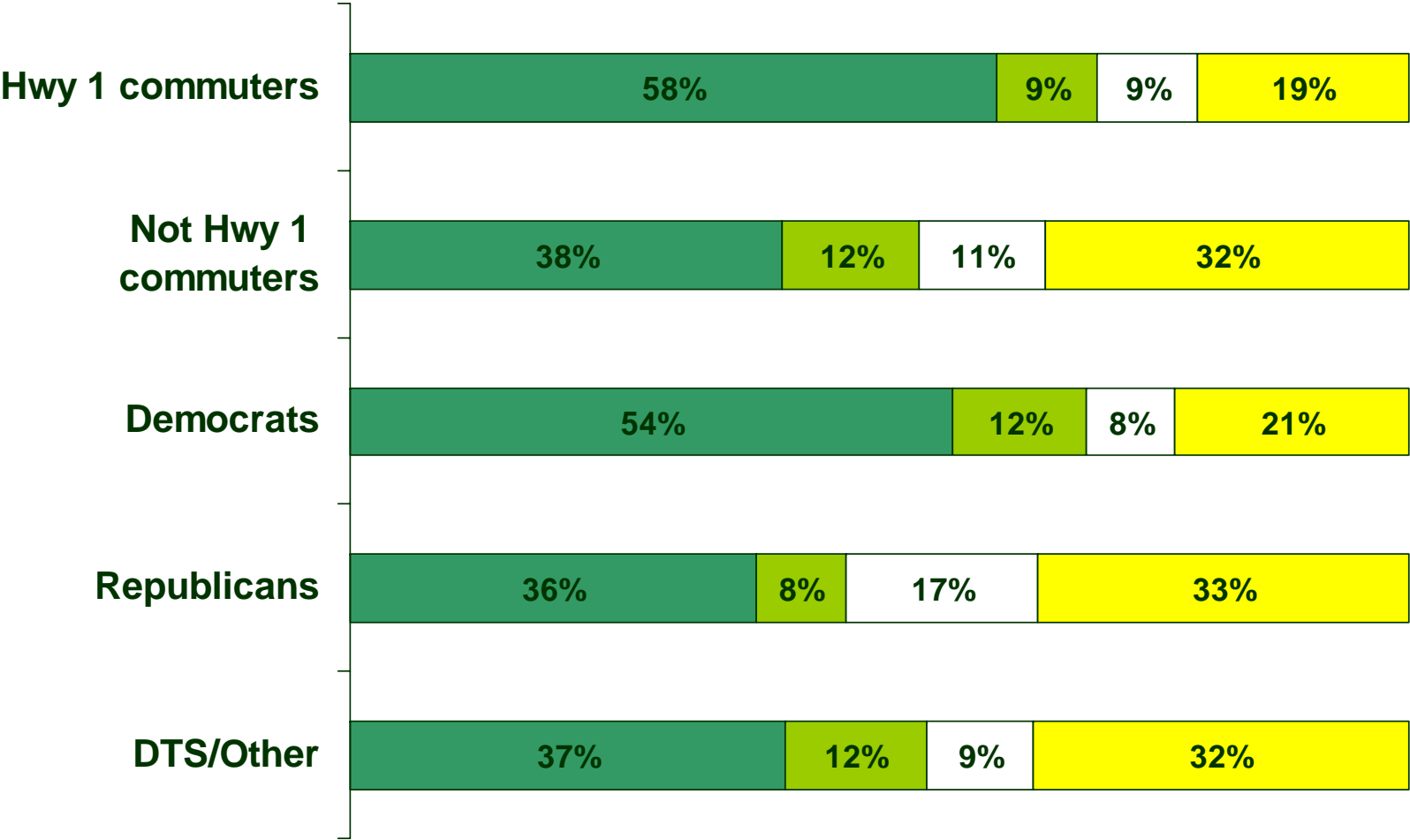


67% of voters at least lean toward voting Yes on one of the measures



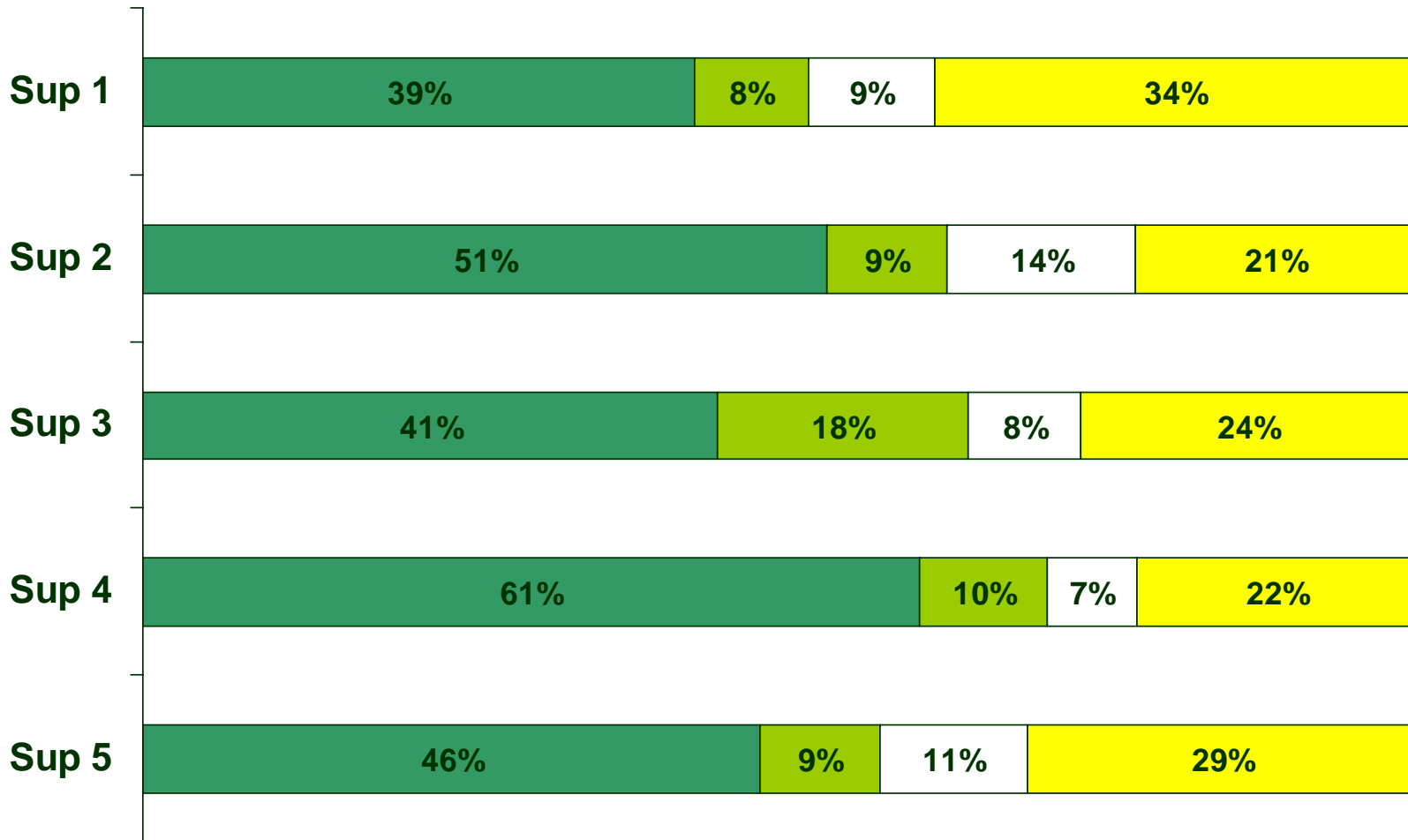
Highway One commuters and Democrats are the most likely to be supportive of both measures

■ Yes on both
 ■ No on SR1, Yes on hwy plus other
 □ Yes on SR1, no on hwy plus other
 ■ No on both

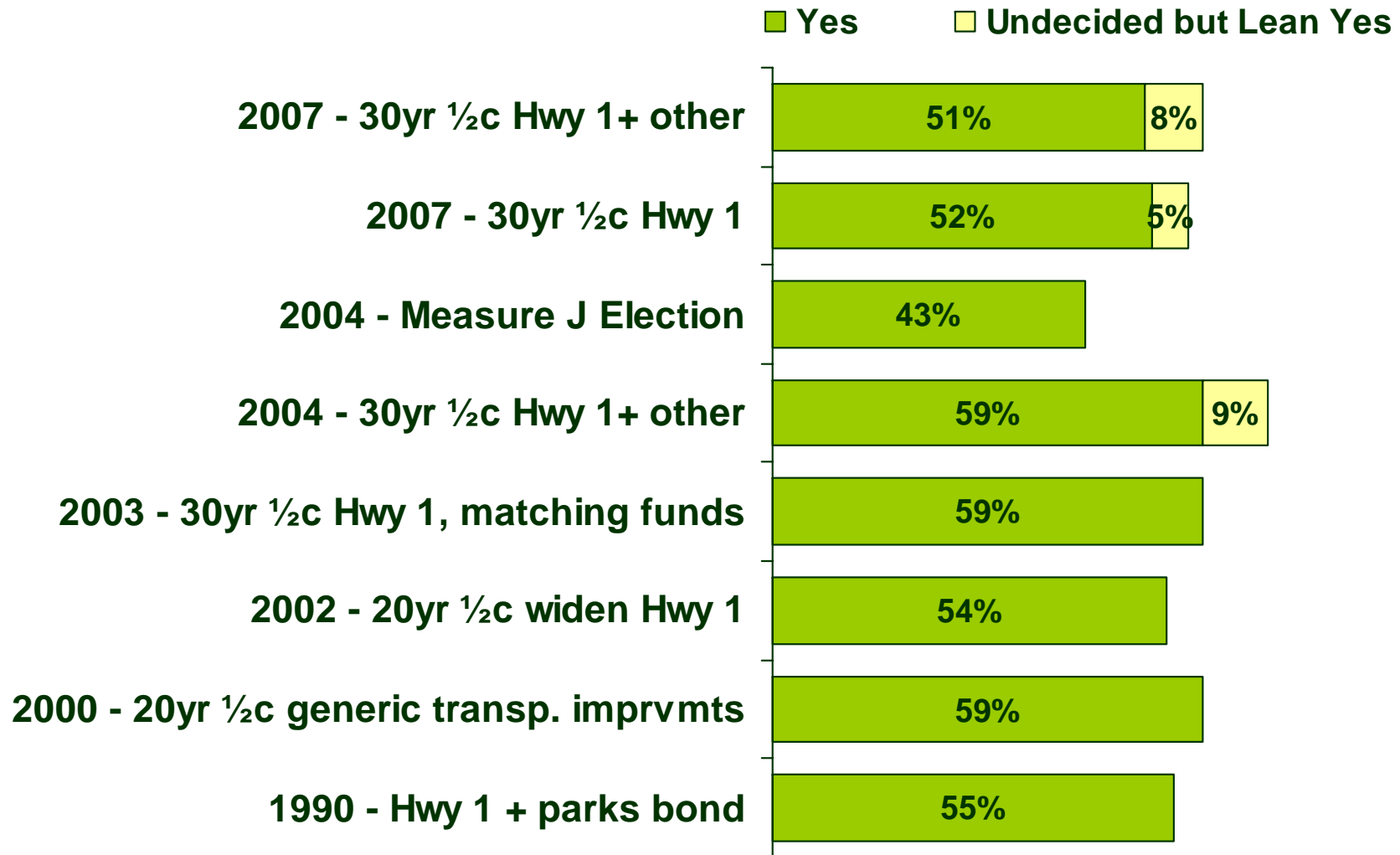


There are some geographic differences of opinion

■ Yes on both ■ No on SR1, Yes on hwy plus other □ Yes on SR1, no on hwy plus other ■ No on both



Polling on a transportation sales tax has been fairly consistent over the years – regardless of how a measure is worded

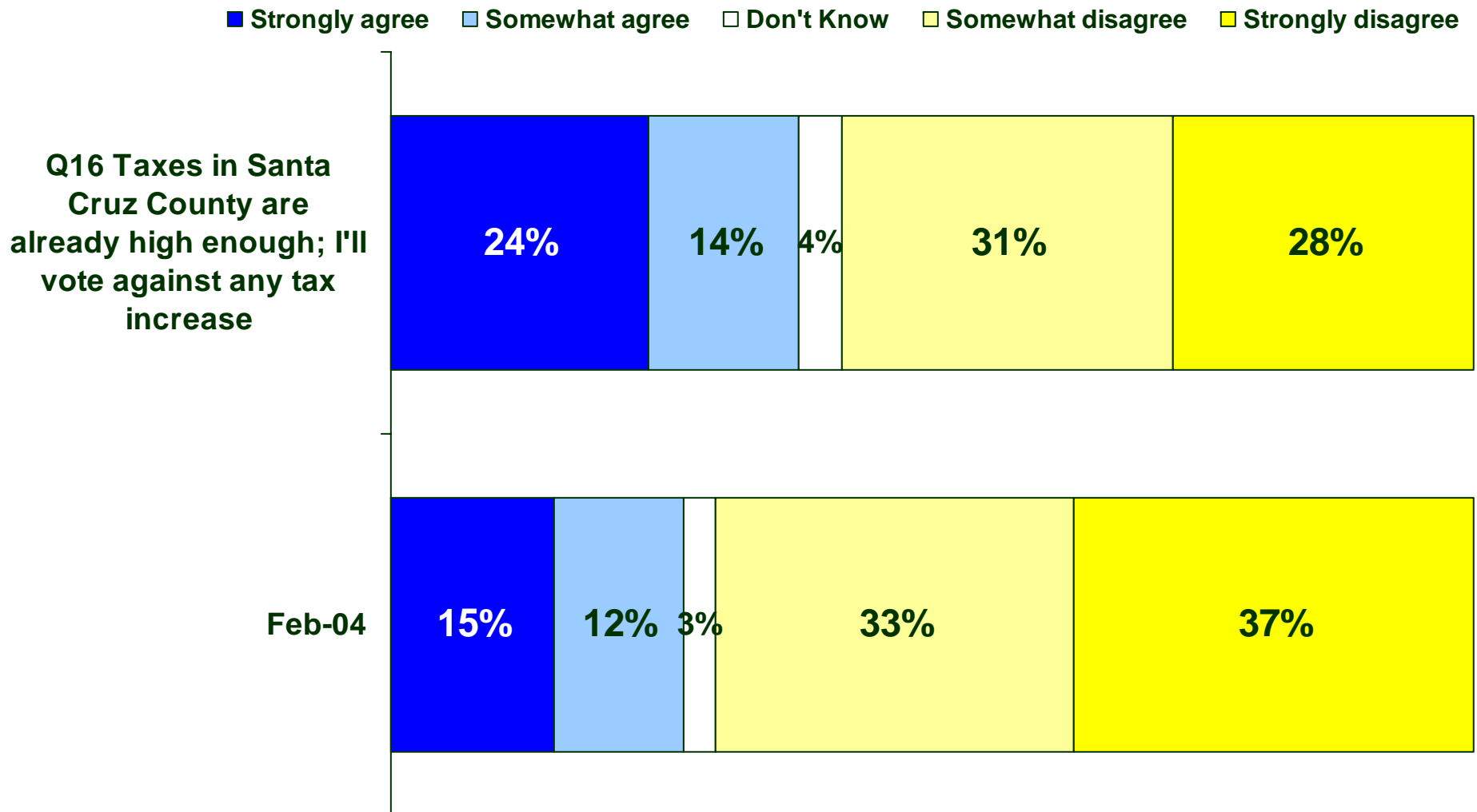


While a majority want a balanced approach, a significant percentage prefer one approach over another

Which of the following is closer to your opinion? (Q15)

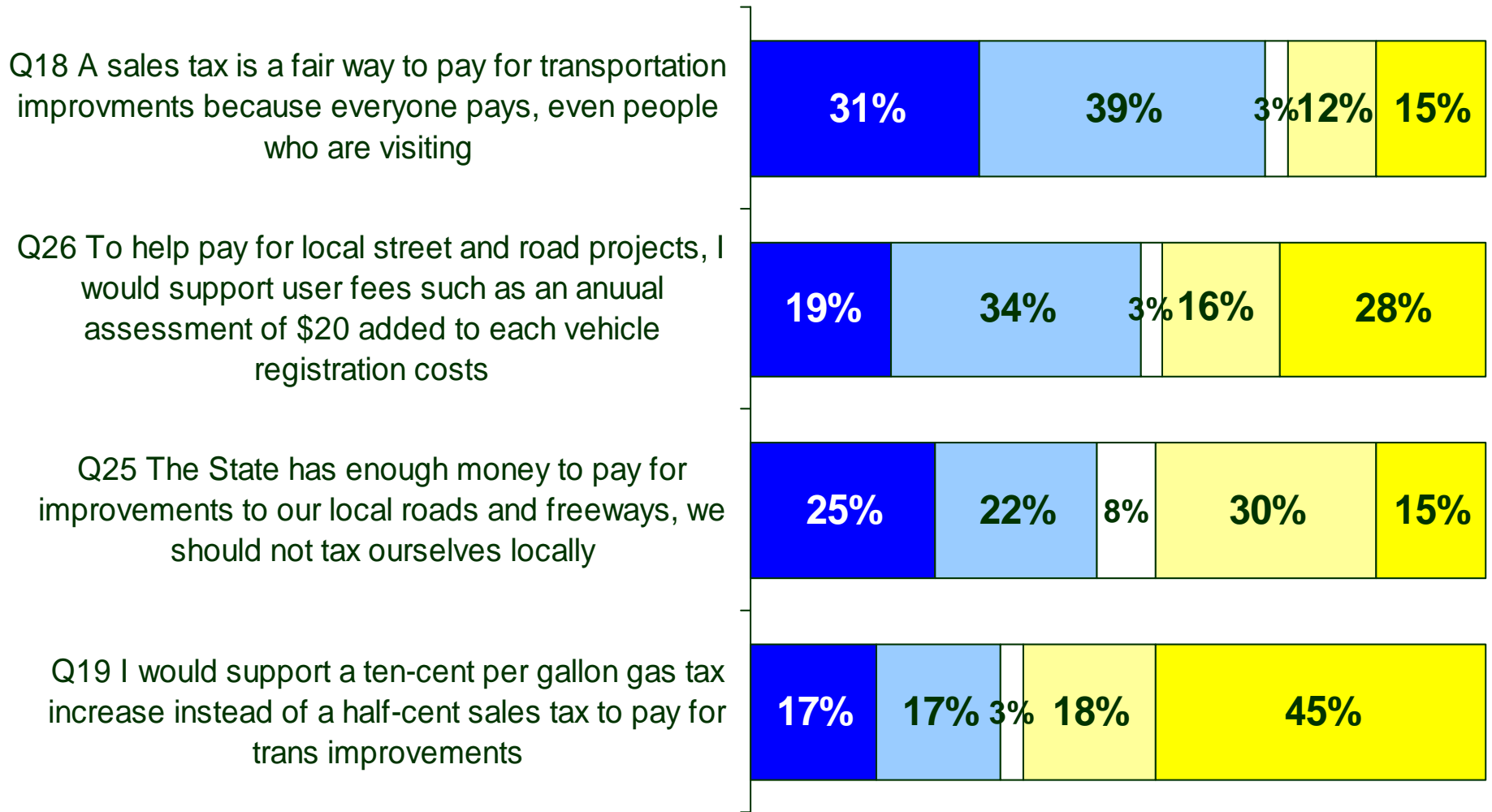
Instead of putting more money into roads and highways, we need to spend any available transportation money on projects like bike lanes and buses	15%
Instead of spending money on projects like bike lanes and buses we need to spend any available money to improve local roads and highways	21%
What we really need is a balanced approach to transportation spending that provides funding for all modes of transportation	60%
None	3%
Don't Know	1%

More than one-third are resistant to any new tax. Up from 27% in 2004



A sales tax is more appealing than a gas tax or VLF

■ Strongly agree
 ■ Somewhat agree
 ■ Don't Know
 ■ Somewhat disagree
 ■ Strongly disagree

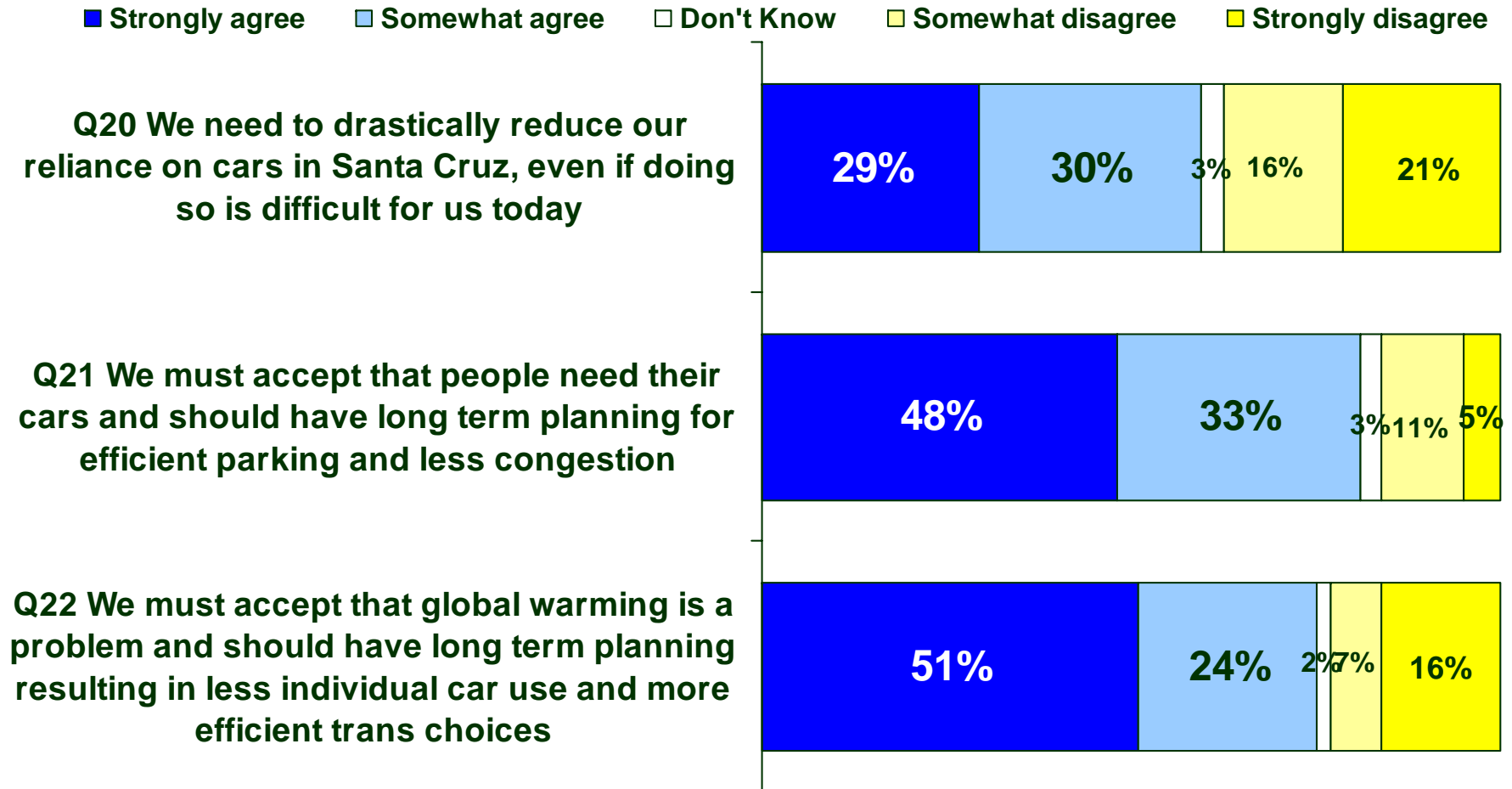




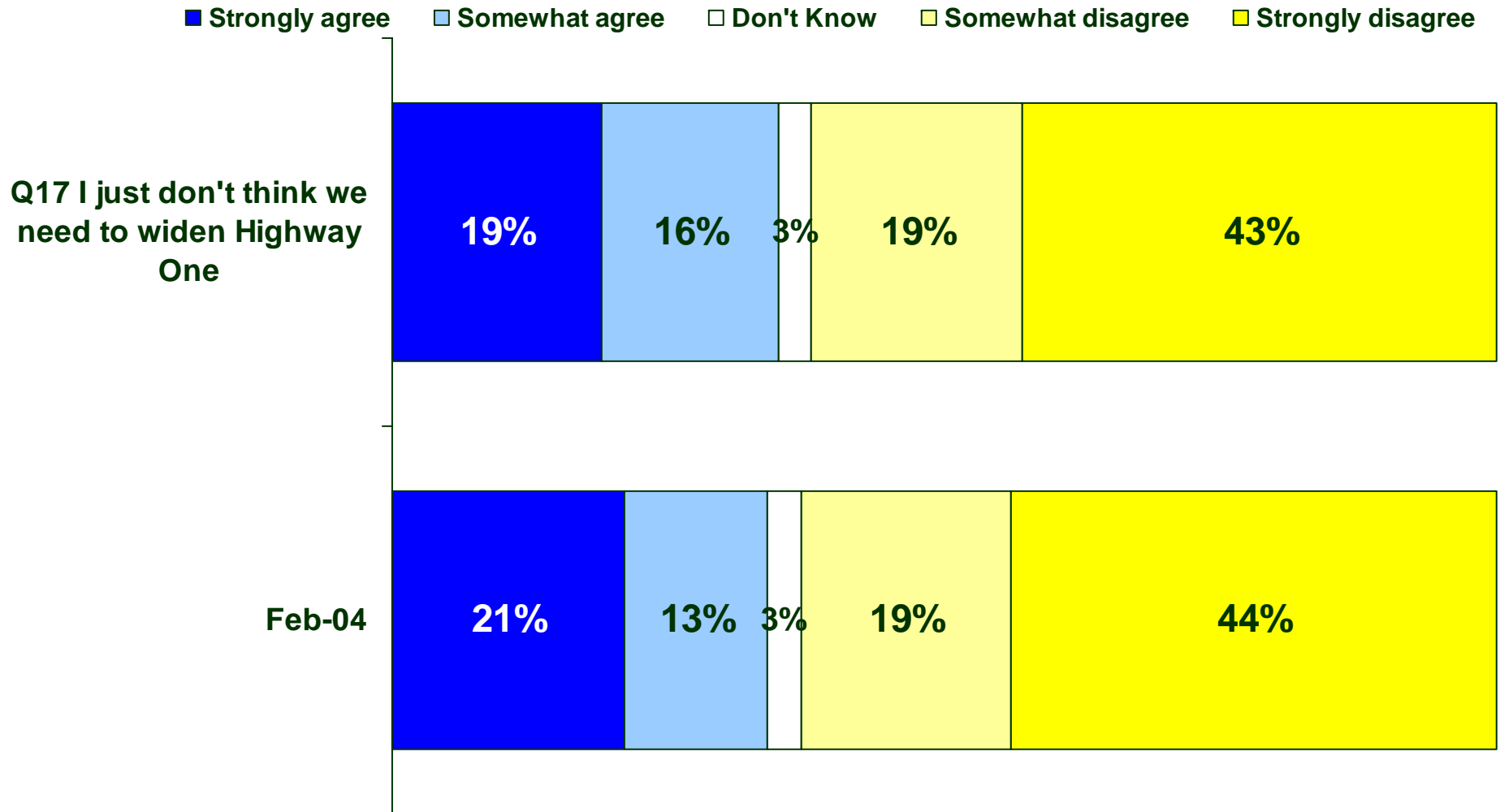
III. THE PROJECTS

Opinions about Highway One widening have remained consistent over the years. Other projects have strong constituencies of support but many have significant opposition as well.

Voters want to use their cars and plan for a future with more efficient choices

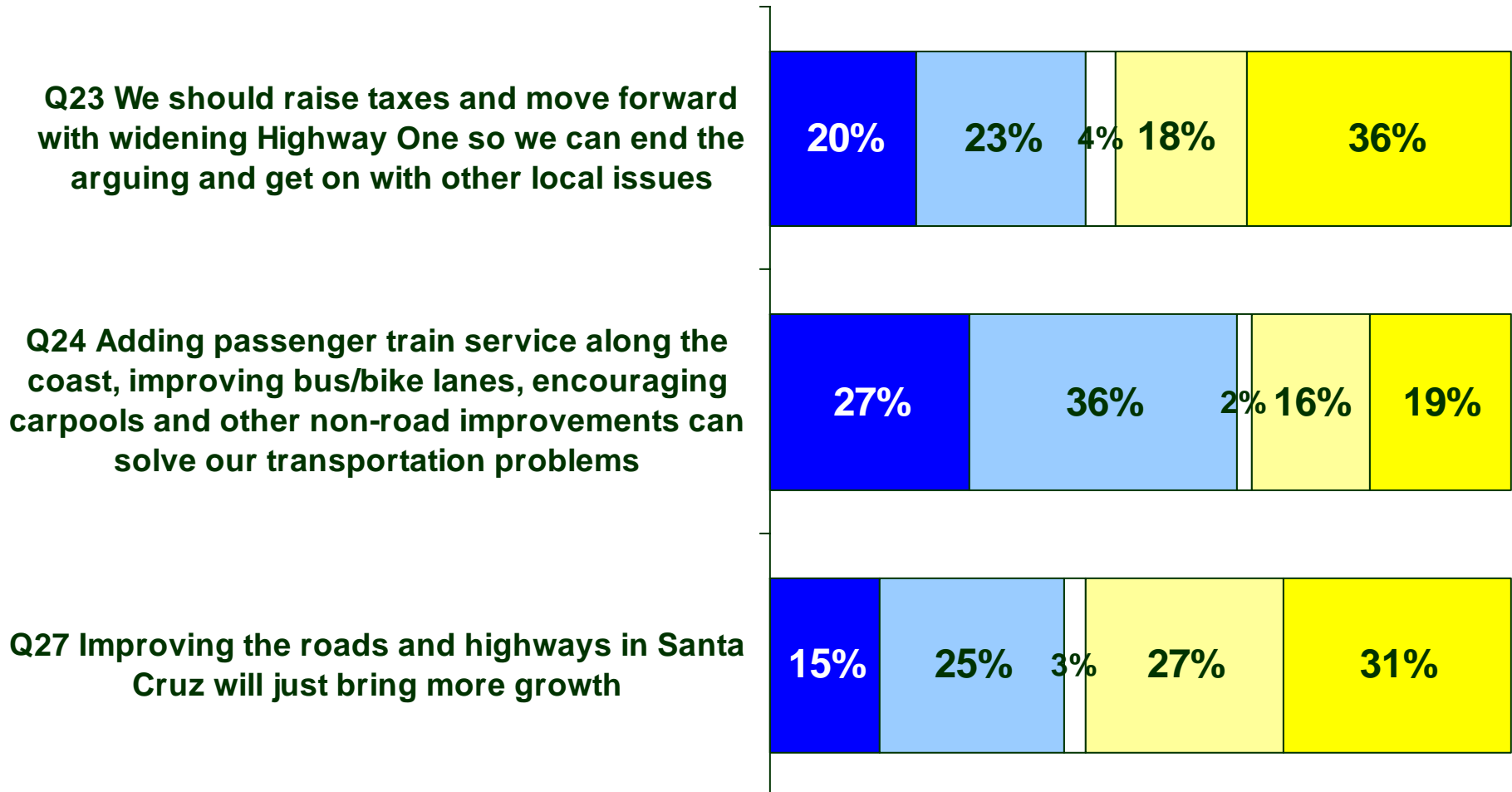


35% feel that widening Highway One is not needed, but 43% strongly disagree



Voters in the County hold differing opinions on a number of transportation issues

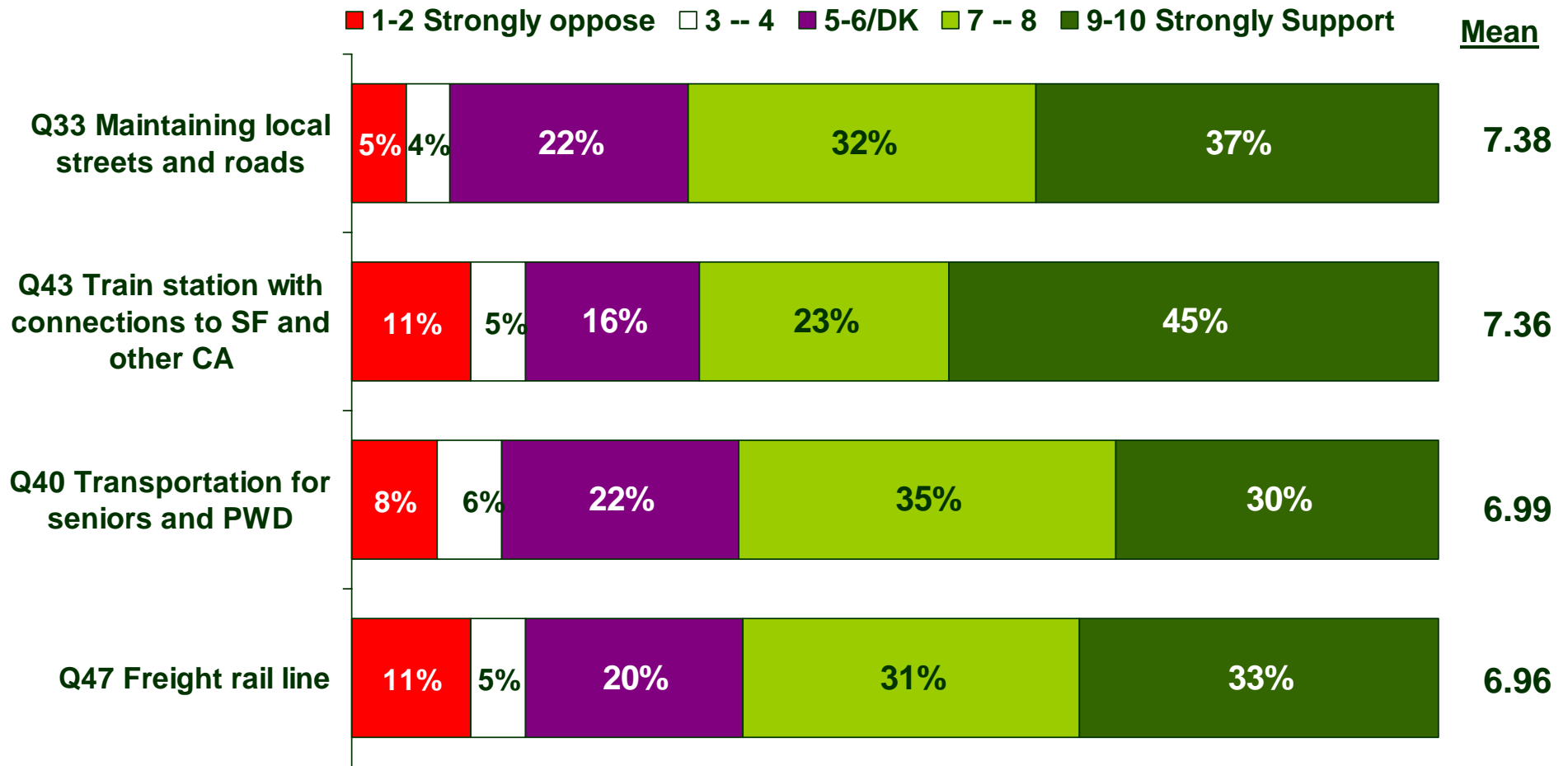
■ Strongly agree
 ■ Somewhat agree
 ■ Don't Know
 ■ Somewhat disagree
 ■ Strongly disagree



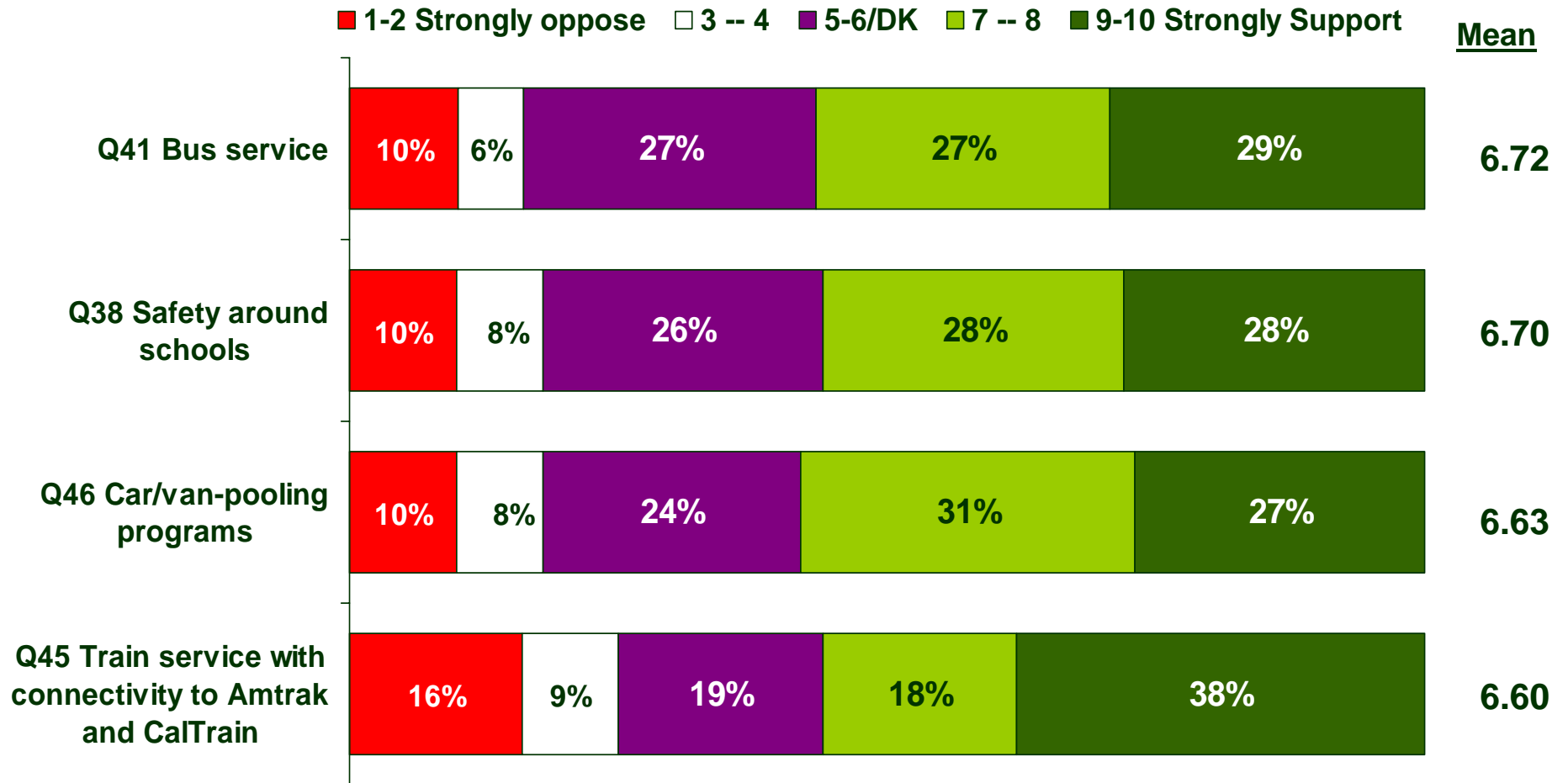
Interest in widening Highway One has been very consistent over the years

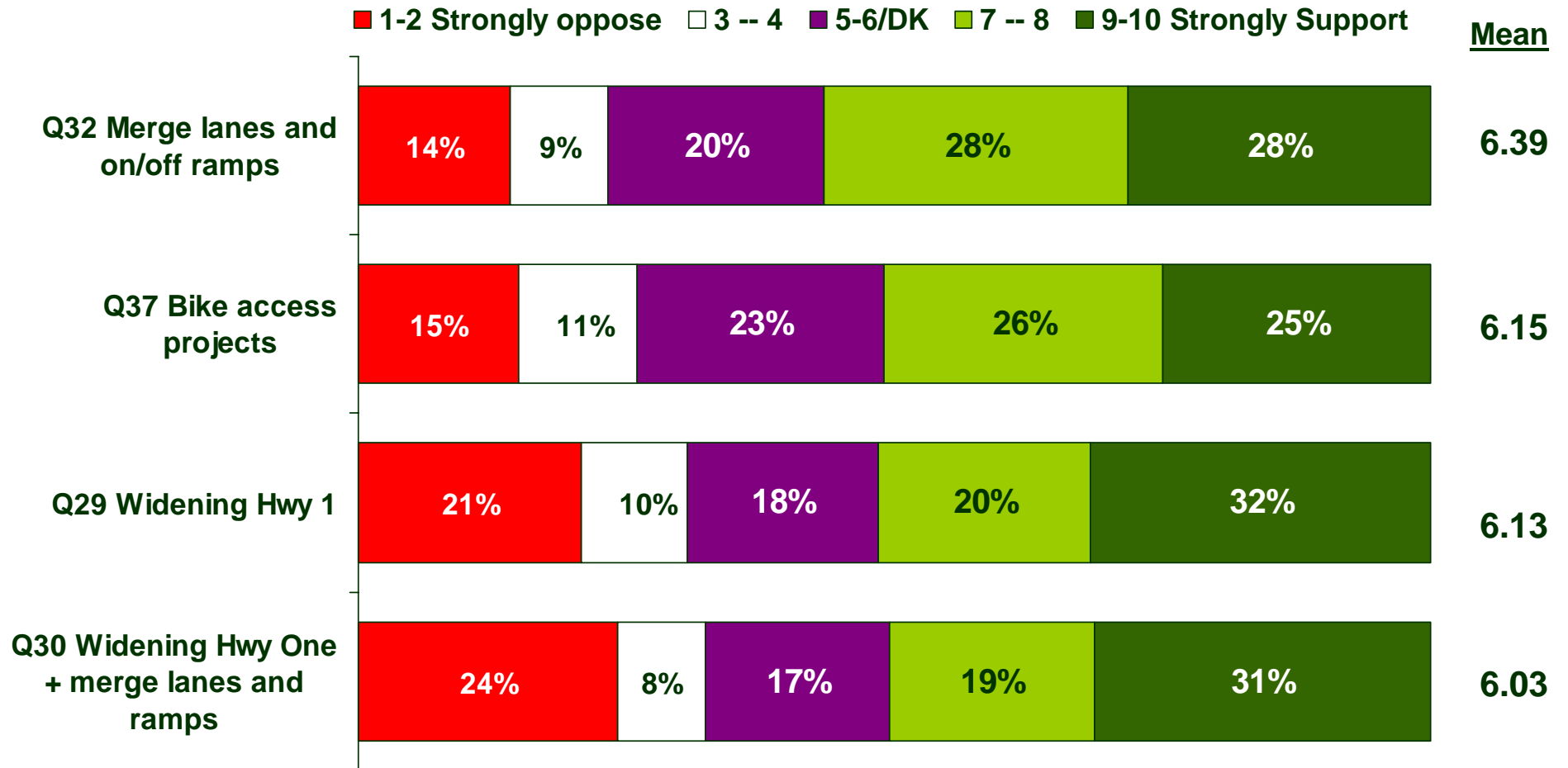


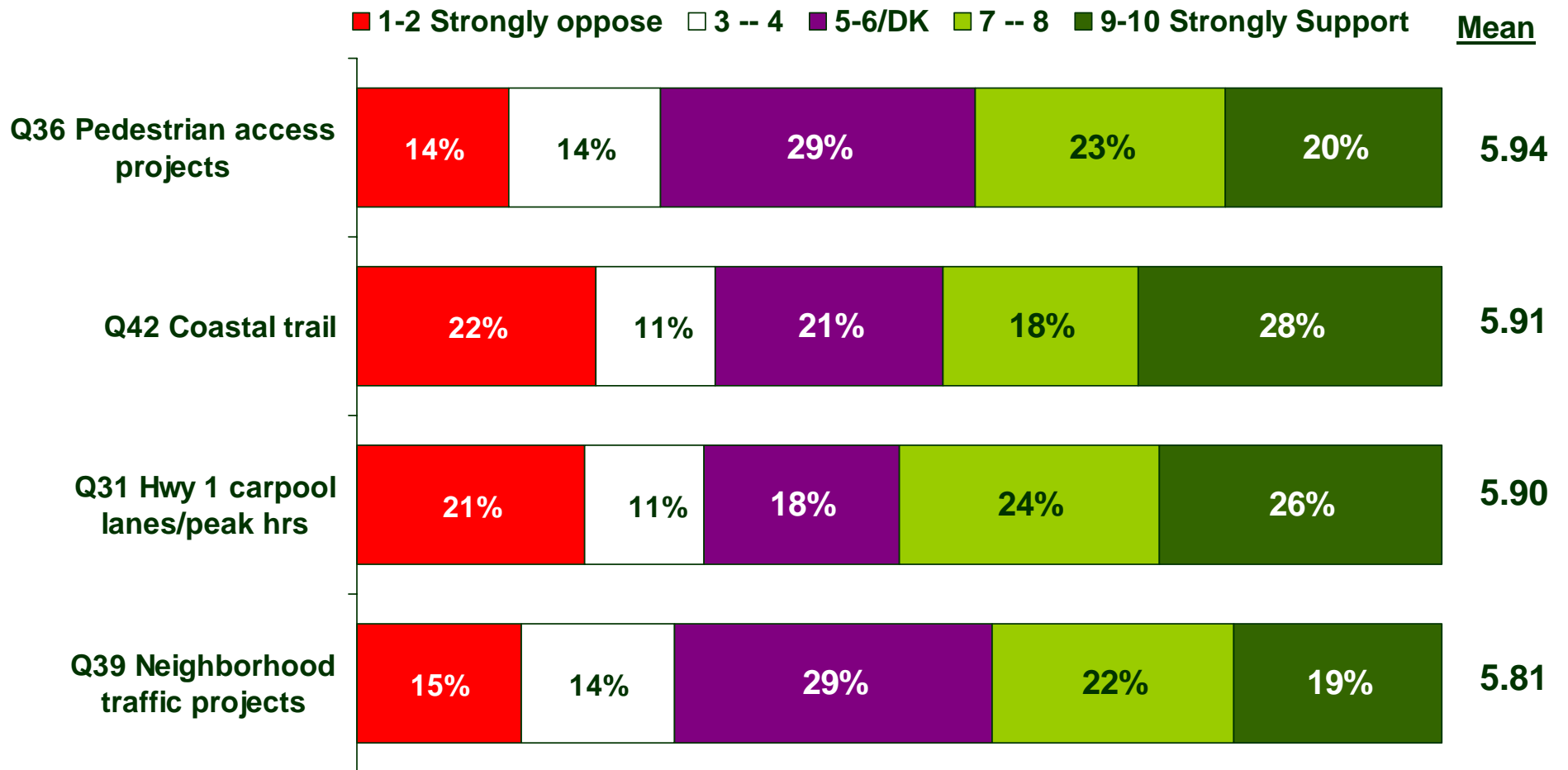
Road maintenance and train service are the most popular projects mentioned

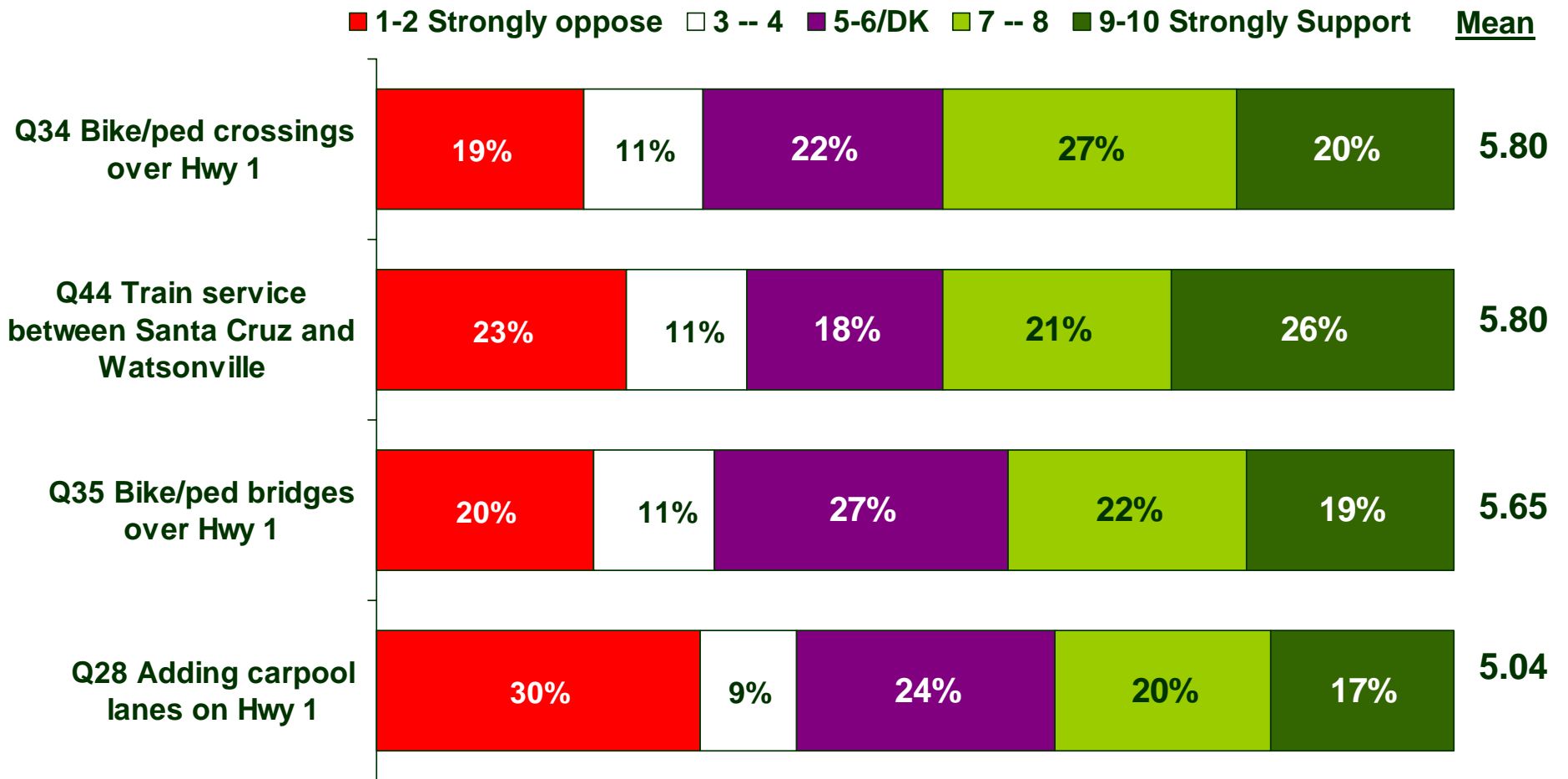


Other projects have strong constituencies of support and at least 10% opposition





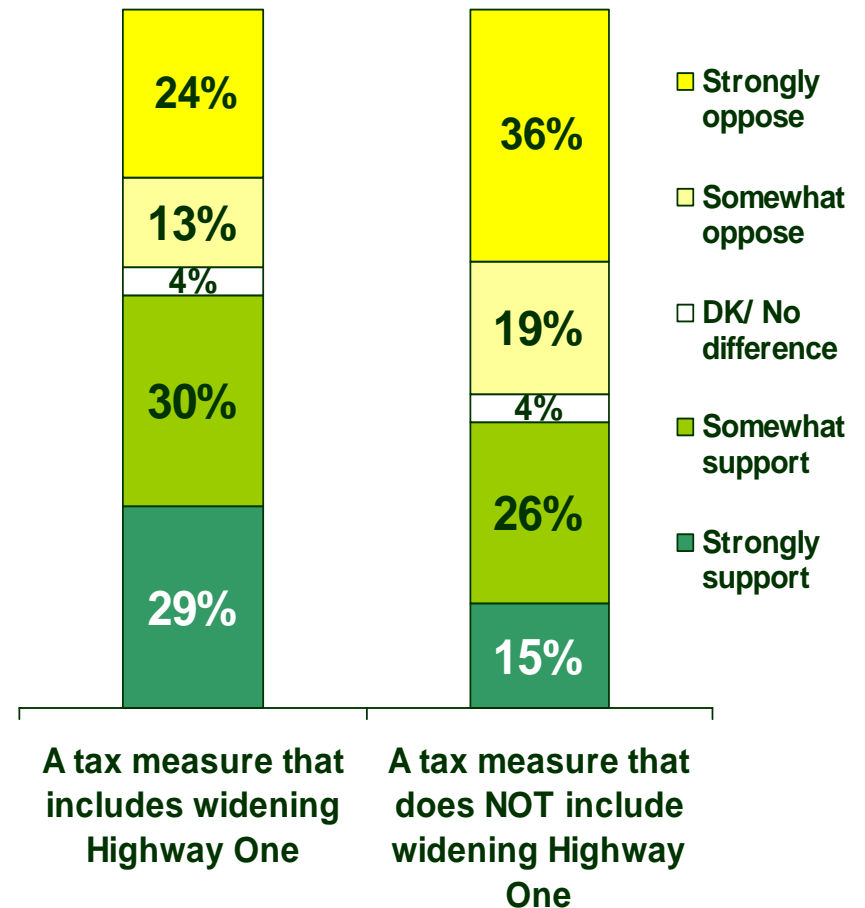




After hearing additional information, 59% say they favor a tax to widen Hwy 1 while 41% favor a tax without the project

Some people say that widening Highway One is:

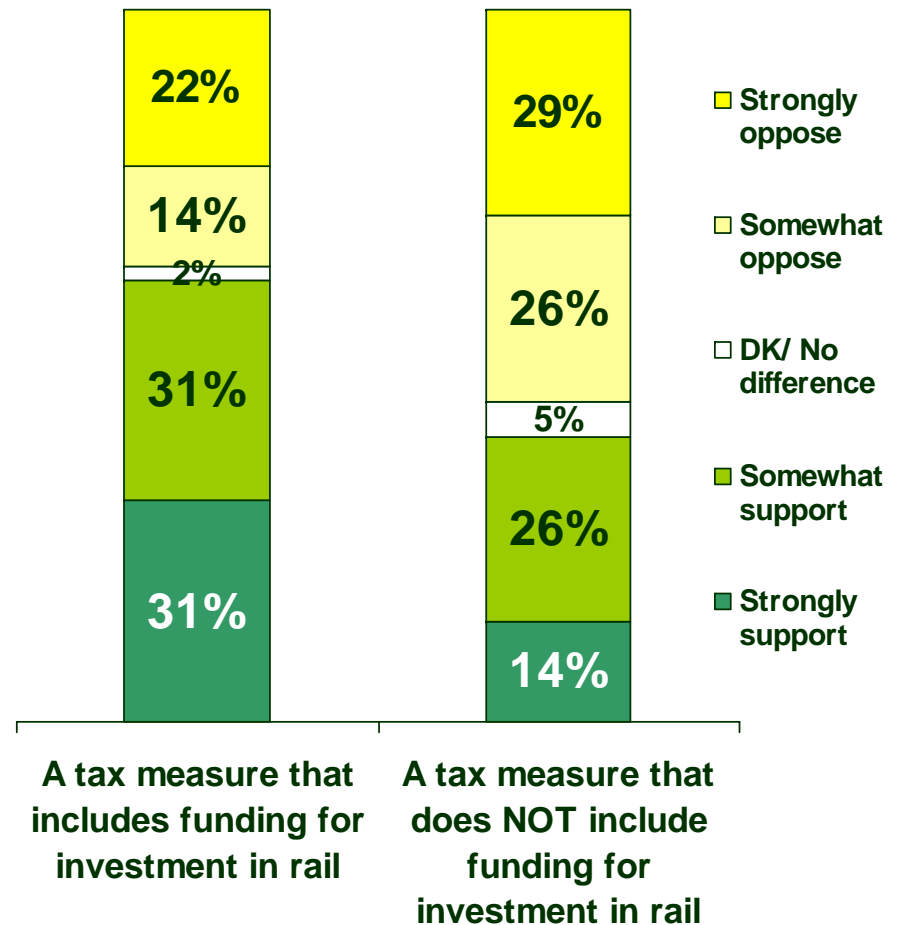
- crucial for our local transportation network. They believe a long term transportation plan should include one new lane in each direction plus improvements to make the on and off ramps faster and safer. These new lanes would be designated for carpools and express buses during peak commute hours, would make it easier for emergency vehicles to get through and would be available for all drivers during non-peak hours.
- unnecessary for our transportation network. They believe that the new freeway lanes would just encourage more people to drive so the freeway would be just as congested as it is now. They want a long term transportation plan that is more focused on improving public transportation, bike access and possibly having train service that connects to Amtrak and Cal-Train.



After hearing more information, 62% say they support a tax including rail, 40% support excluding rail investment

Some people say that :

- we should be investing now so we have real and efficient transportation options in the future. They say that upgrading the existing rail line along the coast will allow us to continue to have freight train service and also begin passenger train service. If we start now, within ten years we could take a train from Santa Cruz to San Francisco, Los Angeles or simply travel up and down the county getting traffic off our roads.
- while it would be great to have train service in the county, it is simply too expensive and just not a priority right now. They say that too few people will actually use the train so it doesn't justify the investment.



Half of voters would prefer major transportation projects over on-going maintenance

Some people say that :


- Santa Cruz County should have a 30-year, half cent transportation sales tax so we can make the long term investments we need in big, new transportation projects and also keep up with ongoing maintenance and improvements that will keep transportation flowing and safe for many more years to come.
- Santa Cruz County does not need big new projects and we should have a short term, half cent transportation sales tax so we can keep up with maintenance and minor improvements to existing infrastructure to make sure our existing roads, sidewalks and public transit continue to work.

Which do you think is better for the county:

A sales tax for major transportation projects and on-going improvements	49%
A sales tax for on-going maintenance of existing systems	27%
Neither	14%
Either	4%
Don't Know	5%



IV. SUMMARY



TFTF members, with their years of experience on transportation issues, have been very focused on opinion regarding specific projects. The polling indicates, however, that many voters do not hold similarly strong opinions. Some, and in some cases a significant number, of voters feel strongly about some projects, but overall Santa Cruz voters appear to seek a long range transportation plan that is diverse and reflective of their values and transportation habits. They want to get to work, home, school, the gym or the grocery store safely and predictably. Additionally, voters want planning that protects our environmental future.



MARKET
& OPINION
RESEARCH
SERVICES

811 First Avenue
Suite 451
Seattle, WA 98104
(206) 652-2454 TEL
(206) 652-5022 FAX

436 14th Street
Suite 820
Oakland, CA 94612
(510) 844-0680 TEL
(510) 844-0690 FAX

25 Old Kings Highway North
Suite 13, #105
Darien, CT 06820
(203) 662-0483 TEL
(203) 662-0435 FAX

EMCresearch.com

**Telephone Survey of Santa Cruz County voters
Conducted for SCC RTC
September 30 – October 2, 2007
n = 602, MoE ± 4.0
EMC 07-3732**

All numbers in this document represent percentage (%) values, unless otherwise noted. Please note that due to rounding, percentages may not add up to exactly 100%.

Sample A n=299
 B n=303

Hello, my name is _____, may I speak with **(NAME ON LIST)**.

Hello, my name is _____, and I'm conducting a survey for EMC Research to find out how people in Santa Cruz County feel about some of the different issues facing them. We are not trying to sell anything, and are collecting this information on a scientific and completely confidential basis.

1. Are you registered to vote at this address?

Yes----->CONTINUE	100%
No-----> (TERMINATE)	--

2. I know it's a long ways off, but what would you say are the chances that you will vote in the November 2008 general election for President and local offices and measures -- are you almost certain to vote, will you probably vote, are the chances 50/50, or do you think that you will not vote?

Almost Certain→ Continue	97
Probably→ Continue	2
50/50 Chance→ Continue	1
Will not vote/(Don't Know)→ Terminate	--

3. Do you feel that things in Santa Cruz County are generally going in the right direction or do you feel things have gotten pretty seriously off on the wrong track?

Right direction	47
Wrong track	29
(Don't know)	23

4. What is the most important problem facing Santa Cruz County today? **(1 RESPONSE)**

Traffic and Transportation	15
Affordable Housing/Low Income Housing/Cost of Living	15
Growth and Development	8
Education	7
Homeless	6
Jobs and Economy	4
Water Shortage	4
Road Conditions	4
Local Politicians	3
Population	3
Environment	2
Crime	2
Budget	2
Drugs	2
University and College Issues	2
Immigration	2
Health Care/Child Care	1
Gangs	1
Government Tax Base/Income	1
Government Control and Civil Liberties	1
Misuse of Funds	1
Taxes	1
Infrastructure Issues	1
Businesses/Tax Base Businesses	1
Other	4
Don't Know	9

For each of the following items, please tell me how high a priority that item should be for Santa Cruz County. Use a scale of 1 to 9, where 1 means the lowest priority and 9 means the highest priority. **(CODE 1-9; 10=Don't Know) (Randomize Q5-Q12)**

	Very low priority				Highest priority						
SCALE:	1	2	3	4	5	6	7	8	9	(DK)	Mean
5. Improving public education	1	1	1	2	8	7	14	16	47	3	7.70
6. Improving <u>safety</u> on local roads and highways	2	2	4	6	16	13	18	14	23	1	6.55
7. Reducing <u>traffic congestion</u> on local roads and highways	2	2	4	5	10	6	17	18	36	2	7.11
8. Improving local public transportation	5	3	5	7	16	8	15	16	20	3	6.24

	Very low priority					Highest priority					
SCALE:	1	2	3	4	5	6	7	8	9	(DK)	Mean
9.	Protecting the environment										
	3	1	3	2	11	6	14	16	43	0	7.32
10.	Limiting growth and development										
	9	6	6	8	20	10	13	9	18	2	5.66
11.	Fighting crime										
	1	2	3	3	14	9	17	15	36	1	7.15
12.	Improving job creation and the economy										
	2	2	2	3	12	10	19	18	32	2	7.12

(END RANDOMIZE)

13. Now, I'd like to read you a measure that could be on the ballot next year. Would you vote yes to approve or no to oppose a measure that reads:

Shall the Santa Cruz County Regional Transportation Commission implement a 30-year Transportation Expenditure Plan and a half-cent sales tax with independent oversight and annual audits that will direct funds to:

- Widen Highway One between Santa Cruz and Aptos
- Make safety and access improvements to Highway One merge lanes and ramps
- Build bike and pedestrian crossings over Highway One?

(IF UNDECIDED) Well, do you lean toward voting YES or do you lean toward voting NO?

Yes	52	
(Lean Yes)	5	→57
No	34	
(Lean No)	3	→38*
(DK/Refused)	5	

*note: 34.4 + 3.4 = 38%

14. Now, I'd like to read you a different measure that could be on the ballot next year. Would you vote yes to approve or no to oppose a measure that reads:

Shall the Santa Cruz County Regional Transportation Commission implement a 30-year Transportation Expenditure Plan and a half-cent sales tax with independent oversight and annual audits that will direct funds to:

- Widen Highway One
- Maintenance of local streets, roads and sidewalks
- Improve access to carpools and public transit
- Transportation for the elderly and people with disabilities
- Bike and pedestrian routes including school access, a coastal trail and crossings over Highway One?

(IF UNDECIDED) Well, do you lean toward voting YES or do you lean toward voting NO?

Yes	51	
(Lean Yes)	8	→59
No	36	
(Lean No)	2	→38
(DK/Refused)	3	

15. Which of the following is closer to your opinion: (read choices 1-3, rotate 1 & 2)

Instead of putting more money into roads and highways, we need to spend any available transportation money on projects like bike lanes and buses. 15

Instead of spending money on projects like bike lanes and buses, we need to spend any available money to improve our local roads and highways. 21

What we really need is a balanced approach to transportation spending that provides funding for all modes of transportation. 60

(None) 3
(Don't Know) 1

For each of the following statements please tell me if you strongly agree, somewhat agree, somewhat disagree or strongly disagree with the statement.

(RANDOMIZE Q16-Q27)

SCALE:	Strongly Agree	Somewhat Agree	Somewhat Disagree	Strongly Disagree	No Opinion/ DK
16.	Taxes in Santa Cruz County are already high enough; I'll vote against any tax increase on the ballot.				
	24	14	31	28	4
17.	I just don't think we need to widen Highway One.				
	19	16	19	43	3
18.	A sales tax is a fair way to pay for transportation improvements because everyone pays, even people who are visiting our County.				
	31	39	12	15	3
19.	I would support a ten-cent per gallon gas tax increase instead of a half-cent sales tax to pay for transportation improvements.				
	17	17	18	45	3
20.	We need to drastically reduce our reliance on cars in Santa Cruz County, even if doing so is difficult for us today.				
	29	30	16	21	3
21.	We must accept that people need their cars to get around and should have long term planning in Santa Cruz County that will result in efficient parking and less congested roadways.				
	48	33	11	5	3
22.	We must accept that global warming is a problem and should have long term planning in Santa Cruz County that will result in less individual car use and more efficient transportation choices.				
	51	24	7	16	2
23.	Like it or not, we should just raise taxes and move forward with widening Highway One so we can end the arguing and get on with other local issues.				
	20	23	18	36	4
24.	Adding passenger train service along the coast, improving bus service, improving bike lanes, encouraging carpools and other non-road improvements can solve our transportation problems in the County;				
	27	36	16	19	2
25.	The State has enough money to pay for improvements to our local roads and freeways, we should not tax ourselves locally;				
	25	22	30	15	8

SCALE:	Strongly Agree	Somewhat Agree	Somewhat Disagree	Strongly Disagree	No Opinion/DK
26. To help pay for local street and road projects, I would support user fees such as an annual assessment of \$20 added to vehicle registration costs.	19	34	16	28	3
27. Improving the roads and highways in Santa Cruz County will just bring more growth;	15	25	27	31	3

(END RANDOMIZE)

Now I'm going to read you some projects that could be funded if a half cent transportation sales tax is approved in Santa Cruz County. Think about a scale from 1 to 10 where one is that you **strongly oppose** including this project in the plan and 10 is you **strongly support** including the project. Please use any number from 1 to 10 and tell me how you feel about each project. Code: 1-10, 11=Don't Know)

(RANDOMIZE Q28-Q47)

Scale:	1	2	3	4	5	6	7	8	9	10	DK	Mean
	Strongly Oppose					Strongly Support						
28. (Sample A) Adding carpool lanes on Highway One from Santa Cruz to Aptos;	25	5	7	2	16	5	10	11	6	11	3	5.04
29. (Sample B) Widening Highway One from Santa Cruz to Aptos;	17	4	5	5	9	8	9	11	12	20	1	6.13
30. (Sample A) Adding one more driving lane in each direction, plus improving merge lanes and ramps, on Highway One between Santa Cruz and Aptos.	17	7	4	4	10	6	8	11	11	20	1	6.03
31. (Sample B) Adding one more lane in each direction on Highway One between Santa Cruz and Aptos that would be designated as a carpool and bus lane during rush hour in the morning and evening;	17	5	4	7	12	6	12	12	9	16	1	5.90
32. Improving merge lanes and on/off ramps on Highway One between Santa Cruz and Aptos to make them safer and also allow traffic to flow more smoothly	10	4	6	4	14	6	13	15	11	17	1	6.39
33. Repairing and maintaining local streets and roads;	4	1	1	2	12	10	15	17	13	24	0	7.38
34. (sample A) Building bike and pedestrian crossings over Highway One.	15	4	6	6	13	7	14	14	5	15	2	5.80
35. (sample B) Building bike and pedestrian bridges over Highway One.	13	7	4	6	18	9	12	10	7	12	1	5.65

Scale:	<u>1</u>	<u>2</u>	<u>3</u>	<u>4</u>	<u>5</u>	<u>6</u>	<u>7</u>	<u>8</u>	<u>9</u>	<u>10</u>	<u>DK</u>	<u>Mean</u>
	Strongly Oppose					Strongly Support						
36.	Pedestrian access projects around the county such as new sidewalks, curb improvements, pavement reflectors and sidewalk widening;											
	9	5	5	10	16	11	11	12	7	13	2	5.94
37.	Bike access projects around the county such as adding bike lanes, new bike parking and maintenance of bike paths;											
	11	4	6	6	14	8	14	12	8	17	1	6.15
38.	School traffic safety projects such as crossing guards, sidewalk upgrades and better signage;											
	6	3	2	6	15	10	11	17	9	19	1	6.70
39.	Neighborhood traffic projects to reduce traffic speed and increase safety on local roads;											
	11	5	6	8	19	10	10	12	7	13	1	5.81
40.	Meeting the increasing need for transportation services for seniors and people with disabilities;											
	6	2	3	3	14	7	16	19	10	20	1	6.99
41.	Expanding and maintaining bus service in the county.											
	7	2	2	4	17	9	12	15	11	18	2	6.72
42.	Constructing a bike and pedestrian continuous trail on or near the coast through Santa Cruz County that would connect with the Monterey Bay Scenic Trail in the south;											
	15	6	3	7	12	8	8	10	10	18	1	5.91
43.	Developing a train station near Watsonville that would have AMTRAK and CalTrain connections to the San Francisco Bay Area and the rest of California;											
	8	3	2	3	8	7	10	13	11	34	1	7.36
44.	(Sample A) Developing passenger train service between Santa Cruz and Watsonville;											
	17	6	6	5	11	5	8	13	6	19	1	5.80
45.	(Sample B) Developing passenger train service from Santa Cruz that would connect to Amtrak and CalTrain service at a station near Watsonville;											
	11	5	5	4	11	7	7	11	11	27	1	6.60
46.	Expanding programs to encourage carpooling and vanpooling;											
	7	3	4	4	14	9	15	17	11	16	1	6.63
47.	Renovating the rail line to continue freight service which keeps approximately twenty-five thousand (25,000) trucks per year off the roads and highways;											
	9	2	2	3	10	7	13	18	12	21	3	6.96

Now, I'd like to tell you a little more about the Highway One project.

(rotate paragraphs 1 & 2)

Some people say that widening Highway One is crucial for our local transportation network. They believe a long term transportation plan should include one new lane in each direction, plus improvements to make the on and off ramps faster and safer. These new lanes would be designated for carpools and express buses during peak commute hours, would make it easier for emergency vehicles to get through and would be available for all drivers during non-peak hours.

Some people say that widening Highway One is unnecessary for our transportation network. They believe that the new freeway lanes would just encourage more people to drive so the freeway would be just as congested as it is now. They want a long term transportation plan that is more focused on improving public transportation, bike access and possibly having train service that connects to Amtrak and Cal-Train.

Given what you've heard

(rotate Q48-Q49)

48. Would you strongly support, somewhat support, somewhat oppose, or strongly oppose a transportation sales tax measure that **includes** widening Highway One?

Strongly support	29
Somewhat support	30
Somewhat oppose	13
Strongly oppose	24
(Don't Know)	3
(No difference/doesn't matter)	1

49. Would you strongly support, somewhat support, somewhat oppose, or strongly oppose a transportation sales tax measure that does not include widening Highway One?

Strongly support	15
Somewhat support	26
Somewhat oppose	19
Strongly oppose	36
(Don't Know)	4
(No difference/doesn't matter)	0

I'd like to tell you a little more about the rail project.

(rotate paragraph 1 & 2)

Some people say that we should be investing now so we have real and efficient transportation options in the future. They say that upgrading the existing rail line along the coast will allow us to continue to have freight train service and also begin passenger train service. If we start now, within ten years we could take a train from Santa Cruz to San Francisco, Los Angeles or simply use it to travel up and down the County getting traffic off our roads.

Some people say that while it would be great to have train service in the county, it is simply too expensive and just not a priority right now. They say that too few people will actually use the train so it doesn't justify the investment.

Given what you've heard...

(rotate Q50-Q51)

50. Would you strongly support, somewhat support, somewhat oppose, or strongly oppose a transportation sales tax measure that **includes** funding for investment in rail?

Strongly support	31
Somewhat support	31
Somewhat oppose	14
Strongly oppose	22
(Don't Know)	2
(No difference/doesn't matter)	0

51. Would you strongly support, somewhat support, somewhat oppose, or strongly oppose a transportation sales tax measure that **does not include** funding for investment in rail?

Strongly support	14
Somewhat support	26
Somewhat oppose	26
Strongly oppose	29
(Don't Know)	4
(No difference/doesn't matter)	1

(rotate paragraph 1 & 2)

Some people say that Santa Cruz County should have a 30-year, half cent transportation sales tax so we can make the long term investments we need in big, new transportation projects and also keep up with ongoing maintenance and improvements that will keep transportation flowing and safe for many years to come.

Some people say that Santa Cruz County does not need big new projects and we should have a short term, half cent transportation sales tax so we can keep up with maintenance and minor improvements to existing infrastructure to make sure our existing roads, sidewalks and public transit continue to work.

Given what you've heard...

52. Which do you think is better for the County: (read choices 1 & 2)
- | | |
|--|----|
| A sales tax for major transportation projects and on-going | 49 |
| A sales tax for on-going maintenance of existing systems | 27 |
| (Neither) | 14 |
| (Both) | 4 |
| (Don't Know) | 5 |

I'd like to ask you a few questions for statistical purposes only.

53. Are you a student at UCSC or Cabrillo College? **If yes:** Which one?
- | | |
|---|----|
| Yes, UCSC or "Santa Cruz" → skip to Q55 | 7 |
| Yes, Cabrillo College → skip to Q55 | 8 |
| No | 85 |
| (Refused/Don't know) | 1 |
54. In terms of your job status, are you employed, unemployed but looking for work, retired, a homemaker or a student?
- | | |
|----------------------------|-----------------------|
| | <u>(n=515)</u> |
| Employed | 61 |
| Unemployed → skip to Q56 | 3 |
| Retired → skip to Q56 | 25 |
| Student | 2 |
| Homemaker → skip to Q56 | 5 |
| Other → skip to Q56 | 3 |
| (Don't Know) → skip to Q56 | 0 |

55. On the average day, about how long does it take you to get to work or school? (**read scale if needed**)

	<u>(n=412)</u>
Under 10 minutes	28
10 to 30 minutes	40
30 to 60 minutes	22
Over 60 minutes	7
(Varies a lot)	2
(DK/Refused)	1

(Resume asking everyone)

Do you regularly, that is, at least 2 to 3 times per week, use each of the following modes of transportation:

**... do you do this at least 2 to 3 times per week?
(Randomize Q56-Q60)**

56. Ride a bicycle to school or work	
Yes, use this	13
No, don't	86
(Don't know)	1
57. Ride the bus	
Yes, use this	12
No, don't	88
(Don't know)	1
58. ride in a carpool or van pool	
Yes, use this	13
No, don't	86
(Don't know)	1
59. walk to school or work	
Yes, use this	15
No, don't	84
(Don't know)	1
60. telecommuting, that is, working from home	
Yes, use this	26
No, don't	73
(Don't know)	1

61.	To get regularly to work or school, does any member of your household travel outside of Santa Cruz County? (If Yes): Do they travel to: (read 1-4)	
	Monterey, Salinas or some other part of Monterey County;	8
	San Jose or some other part of Santa Clara County;	22
	someplace else in the San Francisco Bay Area, or	3
	somewhere else altogether	2
	(No, do not commute out of county)	62
	(Refused/Don't Know)	1
62.	Do you regularly, that is, at least 2 or 3 times a week, use Highway One to get to or from work or school, or take someone else to work or school?	
	Yes	42
	No	57
	(Don't Know/Refused)	1
63.	Do you use Highway One at least 2 or 3 times a week for other purposes?	
	Yes	72
	No	27
	(Don't Know/Refused)	0
64.	What is your age? (READ CODES IF NECESSARY)	
	18-24	10
	25-29	5
	30-34	6
	35-39	8
	40-44	8
	45-49	9
	50-54	14
	55-59	12
	60-64	9
	65+	18
	(Refused)	2
65.	Do you identify as African-American, White, Hispanic, Asian or something else:	
	African-American/Black	1
	White/Caucasian	79
	Hispanic/Latin-Am	9
	Asian/Asian-Am	1
	(Other)	7
	(Refused)	3
66.	SEX (Record from observation)	
	Male	48
	Female	52

THANK YOU!

Party	
Democrat	54
Republican	21
DTS/Other	25
Supervisor District	
District 1	21
District 2	23
District 3	23
District 4	11
District 5	22
Survey Language	
English	98
Spanish	2